

FACT SHEET

OVERFLOW RELIEF GULLIES (ORG)



Overflow Relief Gullies (ORG)

WHAT IS AN OVERFLOW RELIEF GULLY (ORG)?

The Plumbing and Drainage Standards - AS3500 state that every home should have an ORG. An ORG is located outside the home which is connected to the house drain.

HOW DOES IT WORK?

If the sewerage system becomes blocked causing the flow to back up, the loosely fitted grate on top of the ORG is designed to pop off easily and isn't stuck due to corrosion, or permanently fixed to concrete completely allowing the sewage to overflow outside, rather than inside your home.

BLOCKAGE CAUSES

Overflows can be caused by:

- Tree roots
- Waste that has been incorrectly disposed of in sinks and toilets
- Heavy rain



Incorrect and correct way of ORG installation

YOUR RESPONSIBILITIES

It is the home owner's responsibility to make sure their home is fitted with a properly designed and operational ORG. If an ORG is not functioning correctly sewage spillages can occur inside your home.

The best ways to care for an ORG is to keep it clear by:


- Removing tiles, pot plants or materials that may be sitting on or obstructing the ORG
- Check that the grate is able to pop off easily and isn't stuck due to corrosion, or permanently fixed to concrete
- Make sure paving doesn't go over the ORG
- Make sure the ORG is not used as a stormwater drain as additional inflows can cause a backup in the network.

ORG REQUIREMENTS


- The grate on an ORG must be easily removed
- The height above finished surface level only needs to be 75mm except where located in a path or paved area, where it shall be finished at a level to prevent ponding or ingress of water
- Installed at least 150mm between the top of the grate and the lowest fixture connected to the drain
- In declared flood hazard areas the grate of the overflow relief gully is to be finished at a height between 150mm and 250mm below the defined floor height
- A licensed plumber can install or investigate ORG's and advise you of the work and charges involved


This is general information and other provisions may apply depending on the type of fixtures installed

How can you contact us?

 online, visit www.banana.qld.gov.au
click on 'Contact us'

 email enquiries@banana.qld.gov.au

 telephone (07) 4992 9500

 mail, post to Banana Shire Council
PO Box 412, Biloela Qld 4715