



# Rainbow Street Sports Clubs Amenity/Canteen Building Upgrade

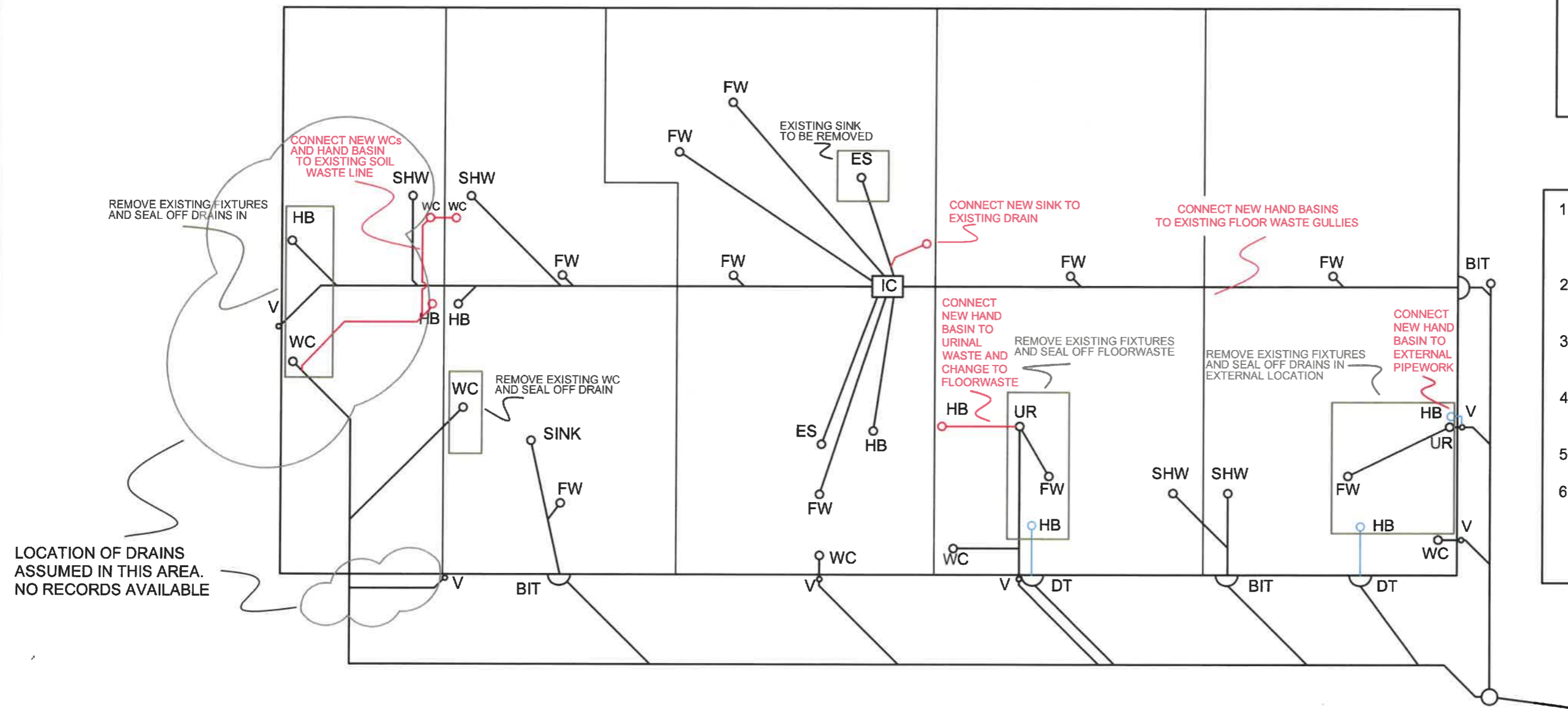
ALL DRAINAGE LINES DRAWN FROM INFORMATION PROVIDED FROM RECORDS CONTRACTOR TO CONFIRM LOCATION ON SITE.

## LEGEND

V	VENT
FW	FLOOR WASTE
HB	HAND BASIN
SHW	SHOWER
BIT	BACK INLET TRAP
WC	WATER CLOSET
UR	URINAL
IC	INSPECTION CHAMBER
DT	DISCONNECTOR TRAP
ES	EXISTING SINK WASTE
	NEW DRAINAGE LINE
	SANITARY PLUMBING

## NOTES

1. Where floor is cut it shall be reinstated and made structurally sound with a smooth finish.
2. Capped drains are to be sealed at furthestmost downstream point as practical.
3. Connection to existing drains is to be made with approved fittings.
4. All water lines to be run in ceiling and wall cavities where practicable.
5. Shower strip grates to connect to existing shower drains.
6. Water piping to be sized in accordance with AS/NZS 3500.1:2021 section 3 and appendices C and D



SCALE 1:100

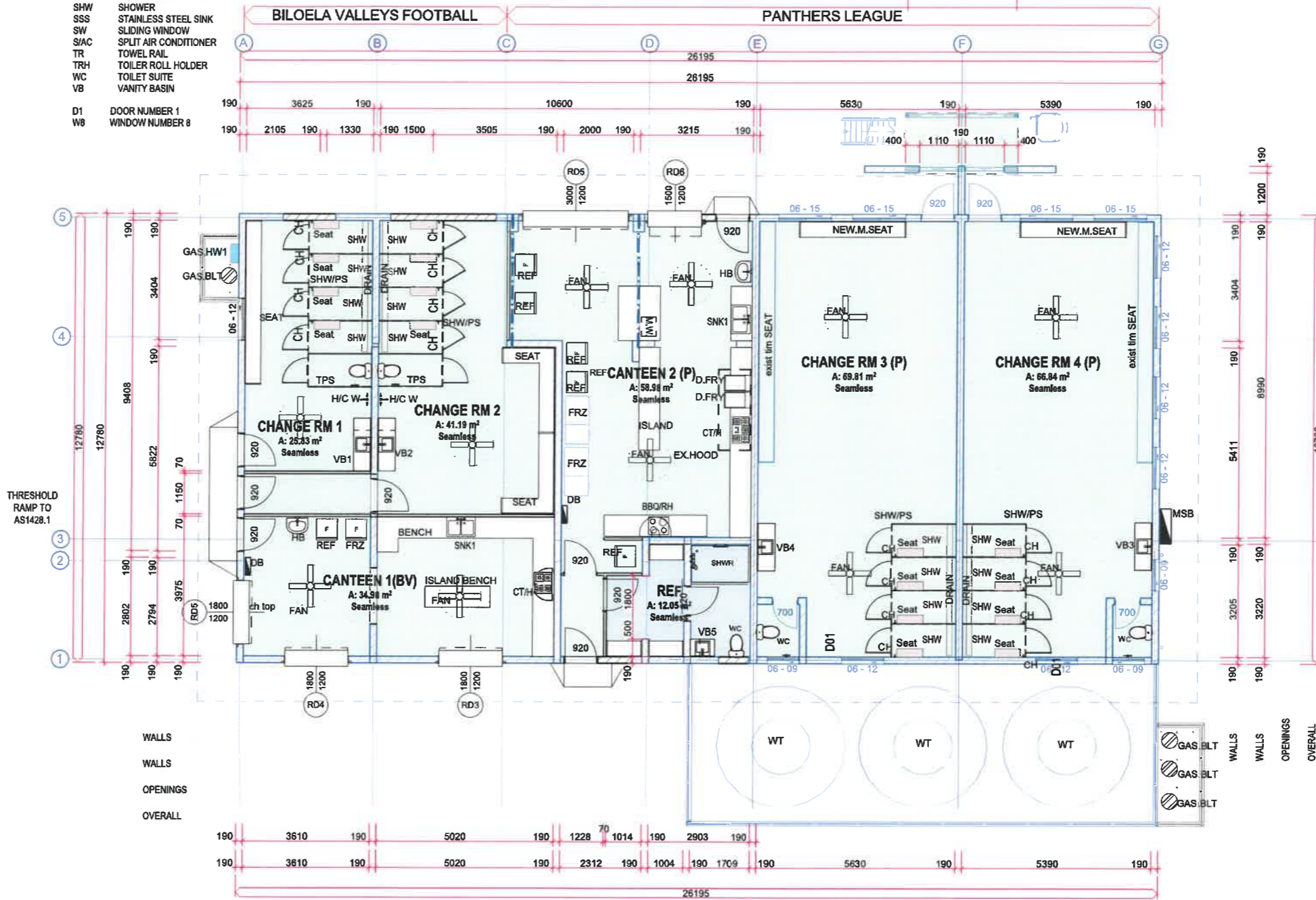


47 Prairie Street  
BILOELA

FIXTURES			
Element ID	Description	Quantity	3D Front Axonom...
BBQ		1	
BENCH		2	
bench top	S/S BENCH TOP	5	
BENCHES		1	
COOK TOP		2	
DB		2	
DRAIN	SHW WASTES	4	
EX.HOOD		1	
exist tim SEAT		2	
FAN		11	
GAS.BLT		4	
GAS.HW1		1	
HB		2	
ISLAND		3	
ISLAND BENCH		1	
MSB		1	
NEW.M.SEAT		2	
RH		1	
Seat		18	
SEAT		6	
SHW		2	
SHW/PS	SHOWER PARTIT...	4	
SINK		6	
TPS	TOILET PARTITION	2	
TRH		2	
VB1		1	
VB2		1	
VB3		1	
VB4		1	
VB5		1	
WC		5	
WT		3	

**LEGEND**

AC	AIR CONDITIONER
CPD	CUPBOARD
C.TILES	CERAMIC TILES
DP	DOWNPIPE
HB	HAND BASIN
MSB	MAIN SWITCH BOARD
MV	MECHANICAL VENT
RD	GARAGE DOOR
REF	REFRIDGERATOR
SA	SMOKE ALARM
SD	SLIDING GLASS DOOR
SHW	SHOWER
SSS	STAINLESS STEEL SINK
SW	SLIDING WINDOW
S/AC	SPLIT AIR CONDITIONER
TR	TOWEL RAIL
TRH	TOILET ROLL HOLDER
WC	TOILET SUITE
VB	VANITY BASIN
D1	DOOR NUMBER 1
W8	WINDOW NUMBER 8



**4 PROPOSED GROUND FLOOR PLAN**  
Scale 1:100

**GENERAL**  
ITEMS TO BE SPECIFIED OR EQUAL APPROVED. WHERE ANY ITEM IS SPECIFIED DIFFERENTLY, OR AN ALTERNATIVE GIVEN, THE HIGHER QUALITY PRODUCT IS DEEMED TO APPLY.

ALL CONSTRUCTION SHALL BE GENERALLY IN ACCORDANCE WITH THE REQUIREMENTS OF THE NATIONAL CONSTRUCTION CODE OF AUSTRALIA, QUEENSLAND BUILDING ACT AND DISABILITY (ACCESS TO PREMISES- BUILDINGS) STANDARD 2010 REFERRED TO AND SHALL BE THE CURRENT EDITION AT TIME OF BUILDING APPROVAL CERTIFICATION.

CHECK ALL DIMENSIONS AND SETOUTS ON-SITE PRIOR TO CONSTRUCTION AND NOTIFY PROPRIETOR OF ANY CONCERNS.

WHERE AN ITEM IS NOTED, IT IS ASSUMED THE BUILDER SHALL ALLOW FOR ITS CONNECTION TO THE BUILDING SYSTEMS, REGARDLESS IF SHOWN OTHERWISE ON CONSULTANT DRAWINGS (I.E. A FIELD INLET SHOWN IS TO BE CONNECTED TO THE SW SYSTEM).

THE BUILDER ACCEPTS TO SUPPLY AND INSTALL ALL ITEMS NOTED ON THE ARCHITECTURAL & CONSULTANT DRAWINGS. NOT ALL TRADE SPECIFIC DETAIL MAY BE SPECIFIED IN THE ONE PARTICULAR CONSULTANT DOCUMENTS & MAY BE SPREAD OVER SEVERAL DRAWINGS.

FLOOR AREA	
NAME	Measured Area
CANTEEN	34.98
CANTEEN 2	58.98
(P)	
CHANGE RM 1	25.83
CHANGE RM 2	41.19
CHANGE RM 3	69.81
CHANGE RM 4	66.84
(P)	
REF	12.05
<b>TOTAL</b>	<b>309.68 m<sup>2</sup></b>

The builder shall check and verify all all dimensions on site  
Not to be used for construction, until issued as such.  
IF IN DOUBT CHECK

REV ID	Transmittal Set Date	DESCRIPTION
A	29/07/2024	TENDER

Mailing Address  
262 Grubb St  
Koongal QLD 4701  
e: andrew@amfbuildingdesign.com.au  
m 0423 375 400

QBCC No 1068756  
ABN 22143 527 198  
all projects  
residential,commercial,Industrial



Client  
Banana Shire Council  
Project Name  
**PROPOSED REFURBISHMENTS SPORTS CLUB**  
**RAINBOW**  
**BILOLEA QLD 4715**

Drawing Title:  
**Building Plans**  
**Proposed Ground Floor Plan**

Scale: <b>As shown</b>	Date: <b>JULY 24</b>
Status: <b>CD</b>	Checked By:
Project No: <b>AMF 24584</b>	Drawing No.: <b>BA/06</b>